

2025 State of Land Banking Survey Snapshot

The National Land Bank Network conducts the State of Land Banking Survey every two years to better understand the field.



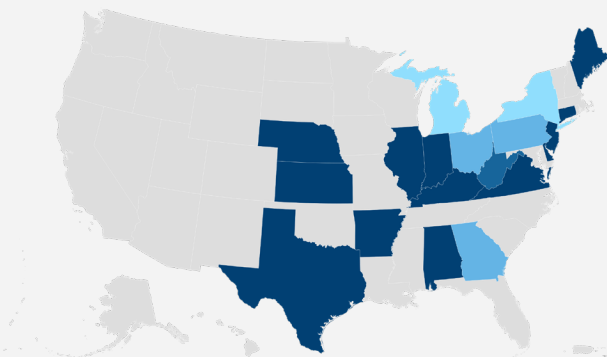
Who We Surveyed

In 2025, we contacted more than 300 land banks and received 143 responses representing a diverse range of land banks: stand-alone authorities (37%), government departments (34%), economic development agencies (8%), redevelopment authorities (8%), and others (13%).

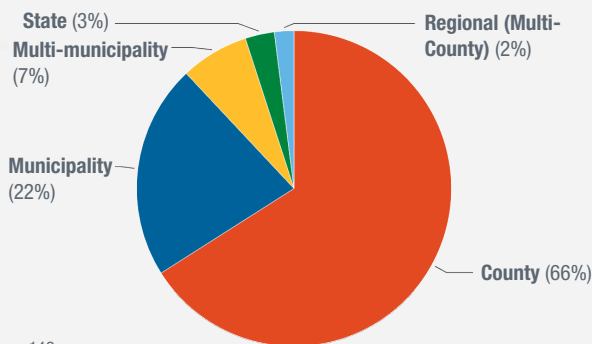
Respondents by State

Count of Respondents

■ < 5 ■ 5-10 ■ 10-15 ■ 15-20 ■ ≥20



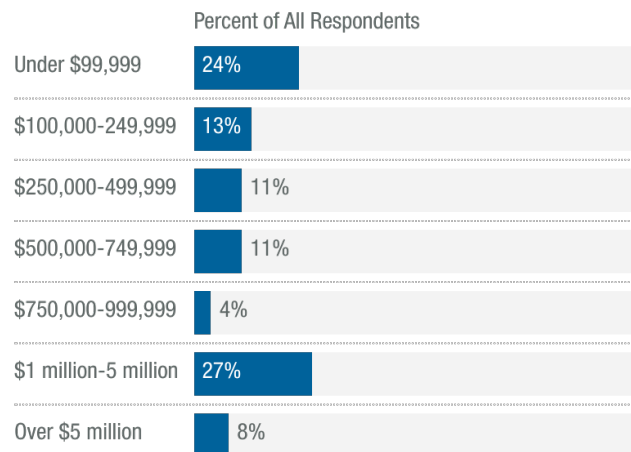
Land Bank Service Areas



Key Takeaways

Funding remains a challenge, but more land banks now report local, county, or state governments as their primary funders. In 2025, public sources made up an average of 57% of land bank funding—up from 37% in 2023—showing that local governments recognize the value of land banks.

Land Bank Overall Budget in 2024

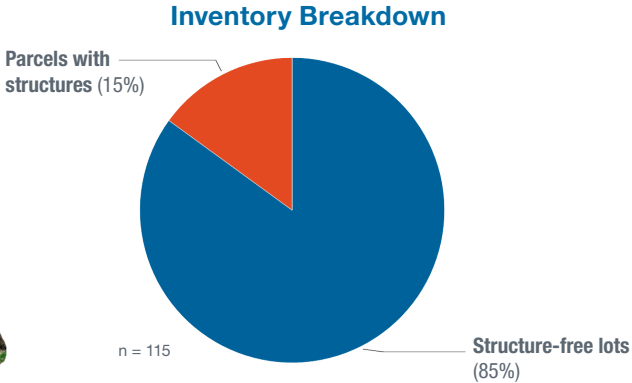
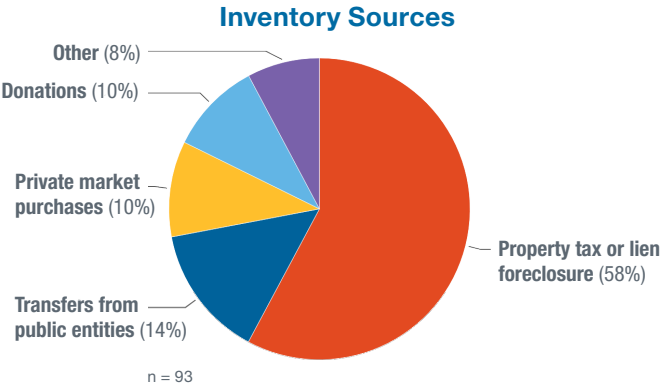


n = 143

59% of land bank inventory is located in urban areas, 32% is in rural areas, and 10% is in suburban areas.

The property pipeline is shifting. An average of 58% of land bank acquisitions came from tax and public lien foreclosure—a continuing decline from 2023.

As the tax-delinquent property pipeline shrinks (including but not limited to policy changes following *Tyler v. Hennepin County*, housing market improvements, or increased tax lien sales) land banks should consider if and how they could modify or expand new pathways for property acquisition.



Land banks are rising to meet urgent community needs. Even with limited staff (54% report one or fewer full-time employees), land banks are supporting their communities to address timely and emerging challenges. In addition to continuing to provide affordable housing and other community needs, land banks are interested in helping provide housing for people experiencing homelessness, improving climate resilience, stewarding vacant land, and revitalizing commercial corridors. Their success depends on strong partnerships with mission-aligned partners.

Top Five Activities Land Banks Conduct

Over half of respondents are currently engaged in basic property maintenance, demolition, and rehabilitation of structures

	Current activity	Planned activity (within the next three years)	Unplanned but interested	Former activity, not current	Do not do or plan to do this activity	I don't know
Basic property maintenance	70%	7%	4%	5%	12%	3%
Demolition	66%	11%	4%	13%	5%	2%
Rehabilitation of structures	52%	16%	15%	2%	13%	3%
Affordable housing creation	48%	23%	16%	1%	10%	3%
New construction	37%	28%	14%	2%	17%	3%

n = 114

Want to dive deeper into the data?

Visit communityprogress.org/landbanksurvey25 for a detailed breakdown of everything we learned from this survey and explore the dashboard to compare data.